

Enumclaw Fire Department
5-19-2021



Chief's Report

Follow up/Information


- Roosevelt property set to close the week of 5/24/21
- New brush truck ordered from Rosenbauer (Delivery 2022)
- Recruit in career academy continues to perform well (Graduation 6/17/21)
- Captains promotional complete (List Valid 5/22/21)
- Oral boards for entry level firefighter occurring 5/18 through 5/27
- Next academy begins August 30th



COVID-19

- 1,600 Positives (70.2 per 1,000)
- 91 Hospitalizations (4.0 per 1,000)
- 35 Deaths (1.5 per 1,000)
- 10,669 people tested (468.1 per 1,000)
- 9,674 people have started vaccination series (52.4%)
- 6,948 people completed vaccination series (37.6%)
- 3,413 people 65+ years of have started vaccination series (88.3%)
- 3,030 people 65+ years of have completed vaccination series (78.4%)

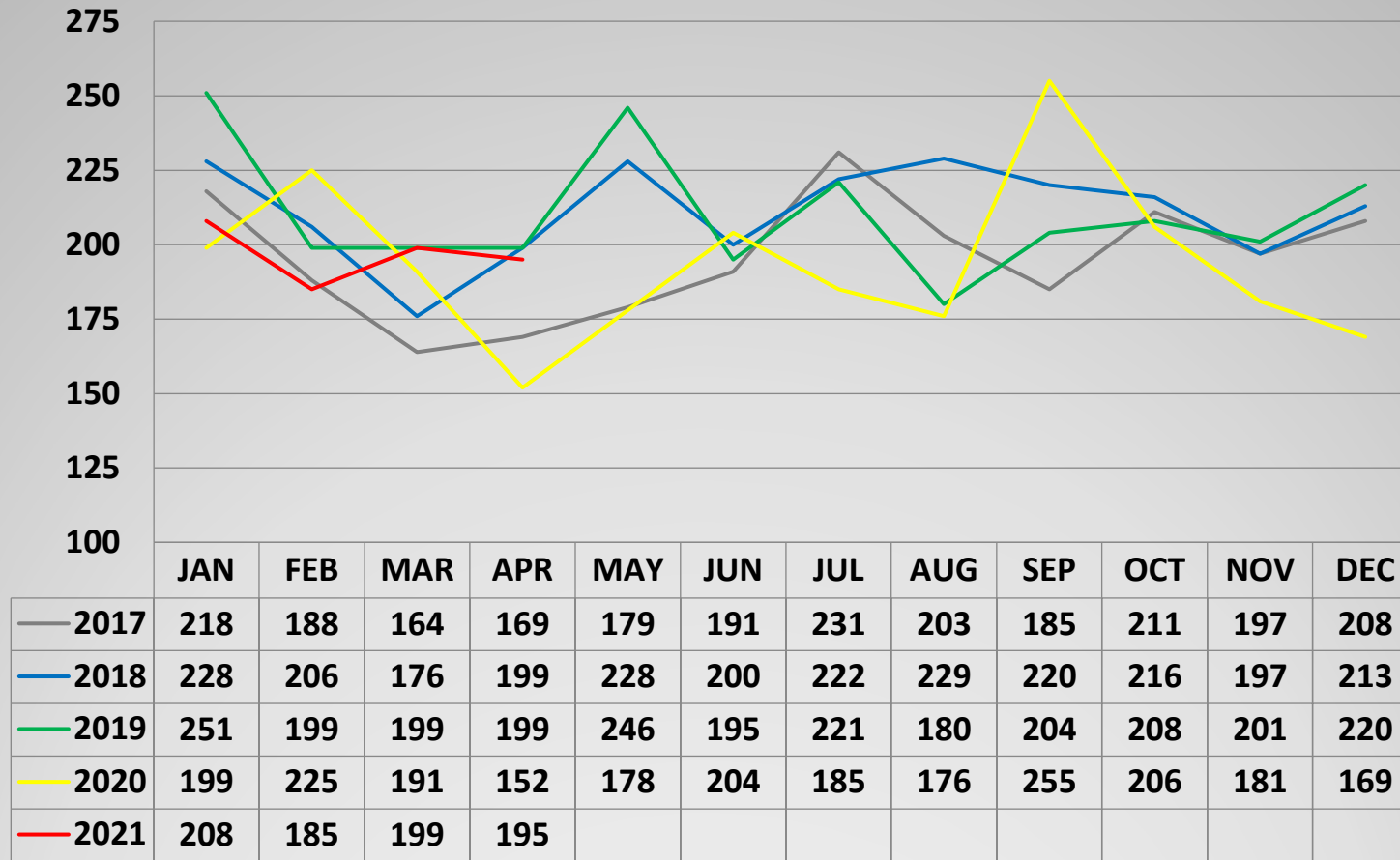
- Two swift water calls at the Green River Gorge (5/14, 5/15)
- 5/14 victim passed
- 5/15 victim rescued
- 15 of 18 personnel trained to operations level
- 3 technicians
- Kayak was deployed 40 minutes before the boat was in the water
- Area familiarization training has occurred





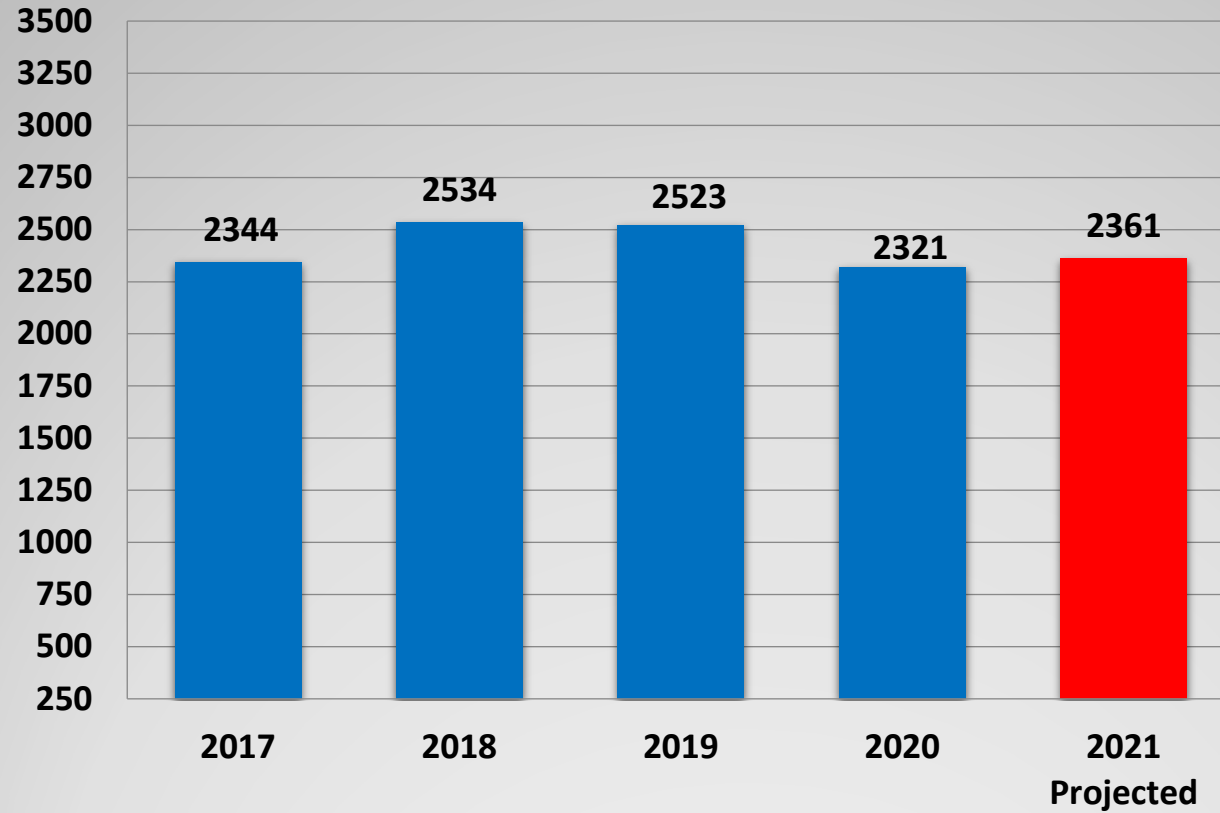
Call Volume

Monthly Call Volume Comparison



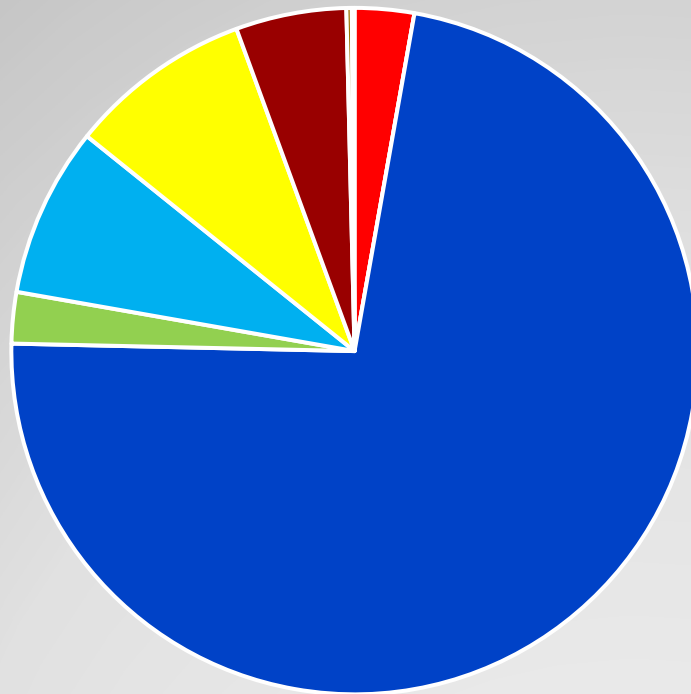
Call Volume Comparison

Annual Call Volume Totals



Call Volume Comparison

YTD Incident Types

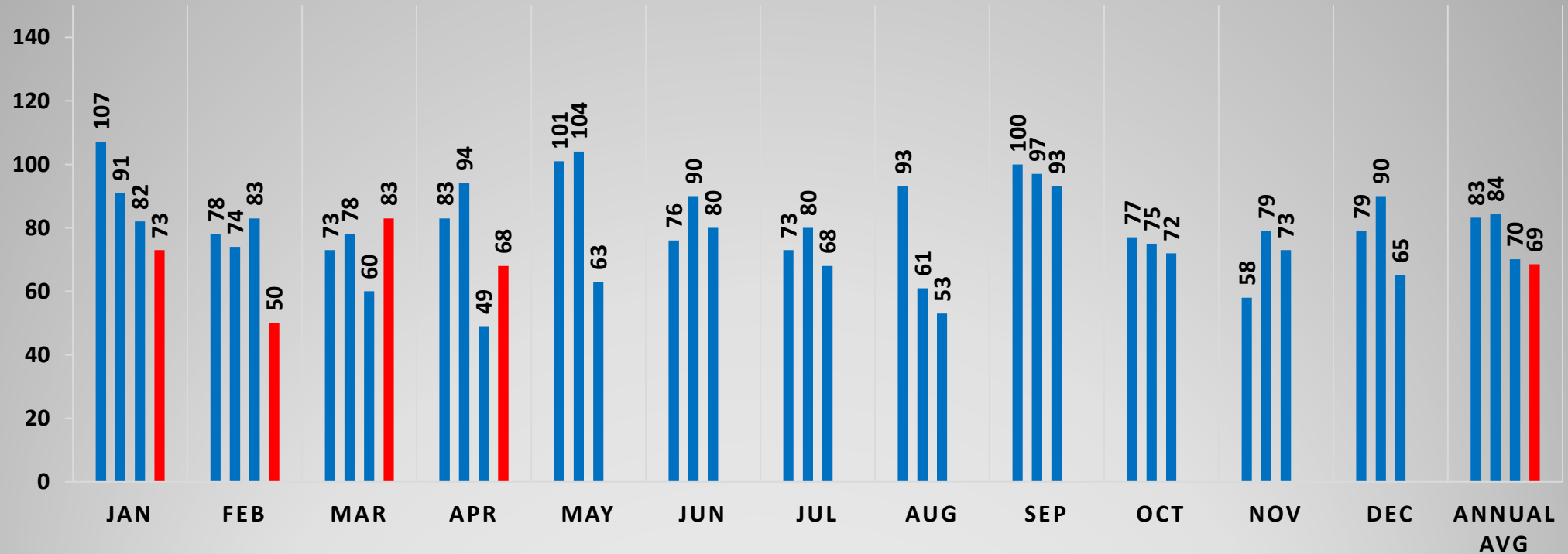


- 100 - Fire 2.8%
- 200 - Explosion Pressure 0.0%
- 300 - EMS 72.6%
- 400 - HAZMAT 2.4%
- 500 - Service Call 8.0%
- 600 - Good Intent 8.6%
- 700 - False Alarm 5.2%
- 800 - Natural Disaster 0.3%
- 900 - Special Incident 0.1%

Call Volume Comparison

TRANSPORTS

■ 2018 ■ 2019 ■ 2020 ■ 2021



2018 Total Ambulance Transports = 998
2019 Total Ambulance Transports = 1013
2020 Total Ambulance Transports = 841
2021 Project Ambulance Transports = 822

Transports