

Enumclaw Fire Department
3-16-2022



Chief's Report

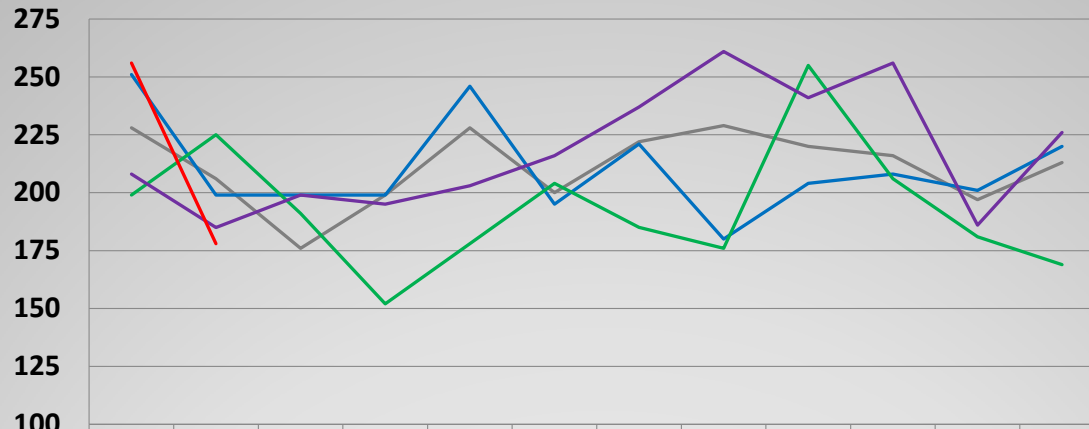
Follow up/Information

- Career firefighter hired on 2/1 is in EMT portion of Fire Academy and doing well
- Firefighters who recently graduated from the academy are credentialed as EMT's from the State
- Brush truck is scheduled to be complete in early April
- Fleet coordinator is evaluating Aid Cars from two manufacturers before decision is made on purchase (HGAC)
- Deputy Chief Ben Hayman is scheduled to start working for the Enumclaw Fire Department on 4/1
- Volunteer Fire Academy started on 3/10/22 (11 recruits)
- Working with Architect on Station 41 remodel
- Serving as the Vice President of the KCFCFA for 2022



Call Volume

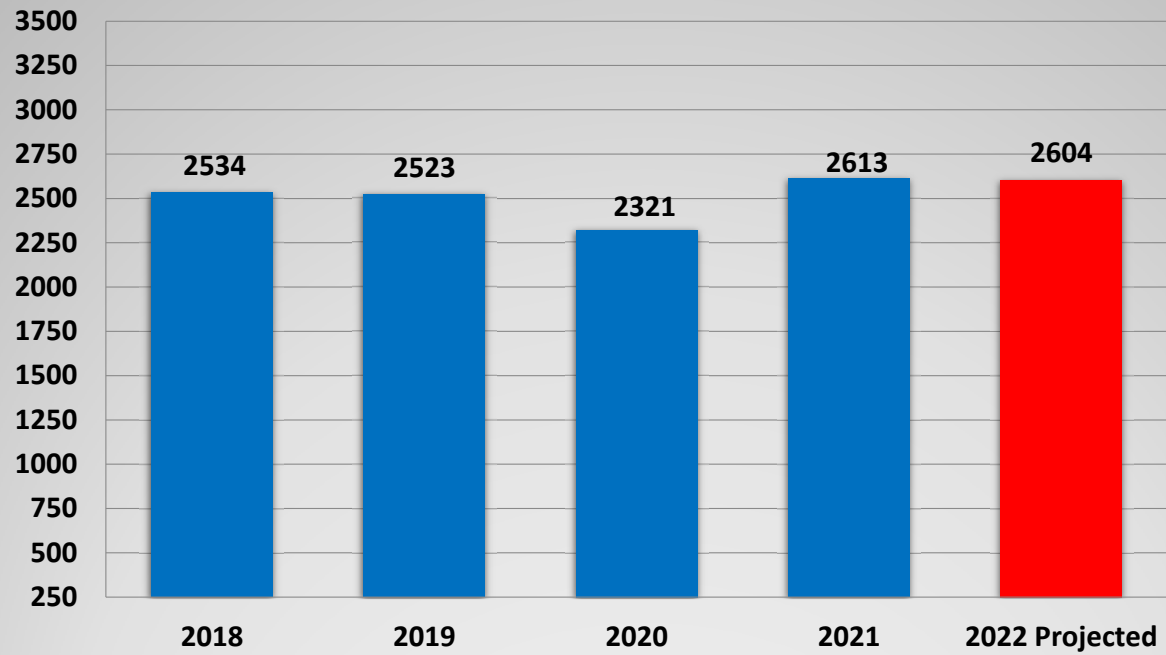
Monthly Call Volume Comparison



	JAN	FEB	MAR	APR	MAY	JUN	JUL	AUG	SEP	OCT	NOV	DEC
— 2018	228	206	176	199	228	200	222	229	220	216	197	213
— 2019	251	199	199	199	246	195	221	180	204	208	201	220
— 2020	199	225	191	152	178	204	185	176	255	206	181	169
— 2021	208	185	199	195	203	216	237	261	241	256	186	226
— 2022	256	178										

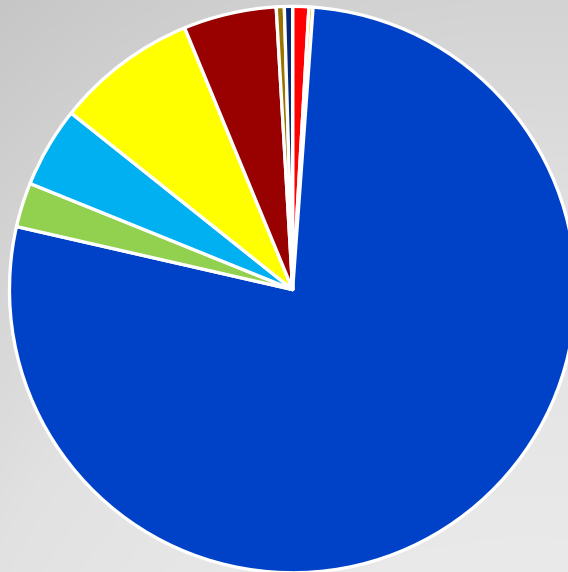
Call Volume Comparison

Annual Call Volume Totals



Call Volume Comparison

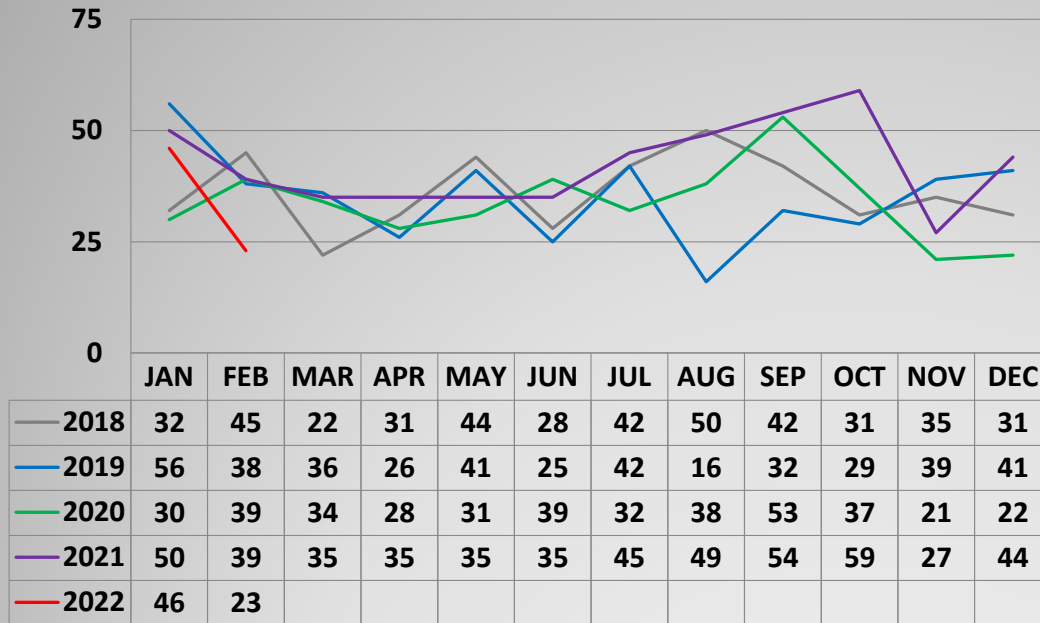
YTD Incident Types



- 100 - Fire 0.9%
- 200 - Explosion Pressure 0.2%
- 300 - EMS 77.4%
- 400 - HAZMAT 2.5%
- 500 - Service Call 4.6%
- 600 - Good Intent 8.1%
- 700 - False Alarm 5.3%
- 800 - Natural Disaster 0.5%
- 900 - Special Incident 0.5%

Call Volume Comparison

Monthly Concurrent Calls Comparison

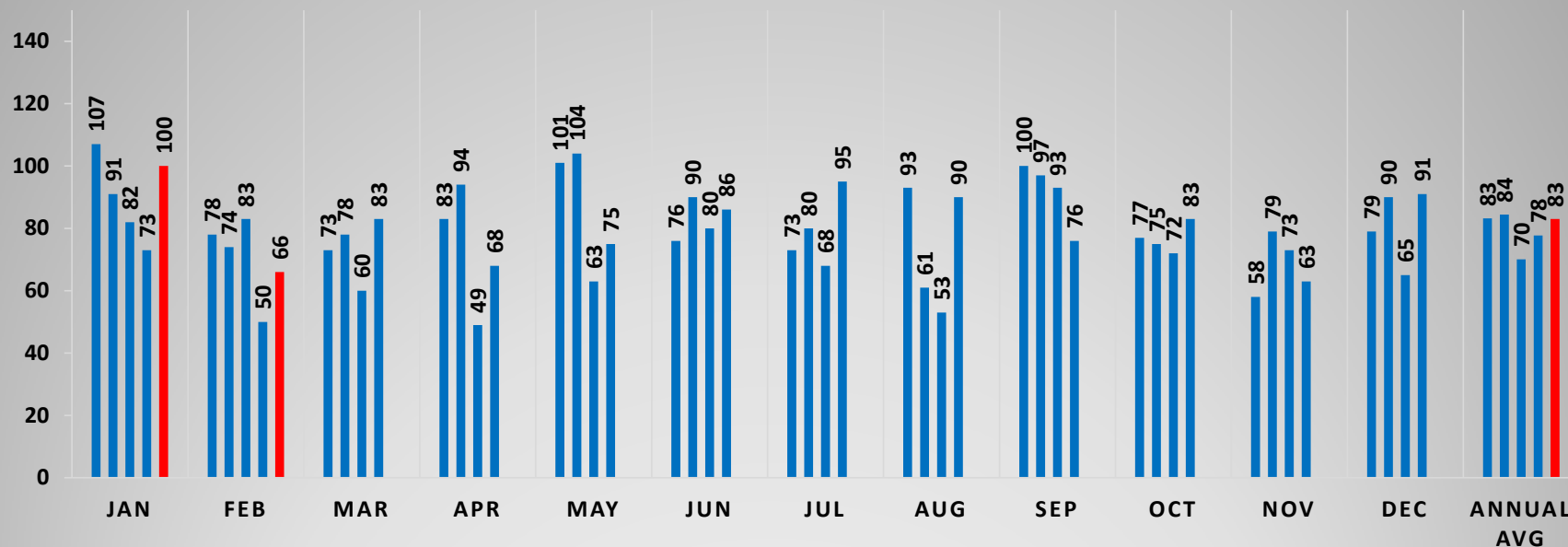


- 2018 Average/Month = 36.08
- 2019 Average/Month = 35.08
- 2020 Average/Month = 33.67
- 2021 Average/Month = 42.25
- 2022 Average/Month = 34.5

Call Volume Comparison

TRANSPORTS

■ 2018 ■ 2019 ■ 2020 ■ 2021 ■ 2022



2018 Total Ambulance Transports = 998
 2019 Total Ambulance Transports = 1,013
 2020 Total Ambulance Transports = 841
 2021 Total Ambulance Transports = 933
 2022 Projected Ambulance Transports = 996

Transports