

**Enumclaw Fire Department
4-13-2022**



Chief's Report

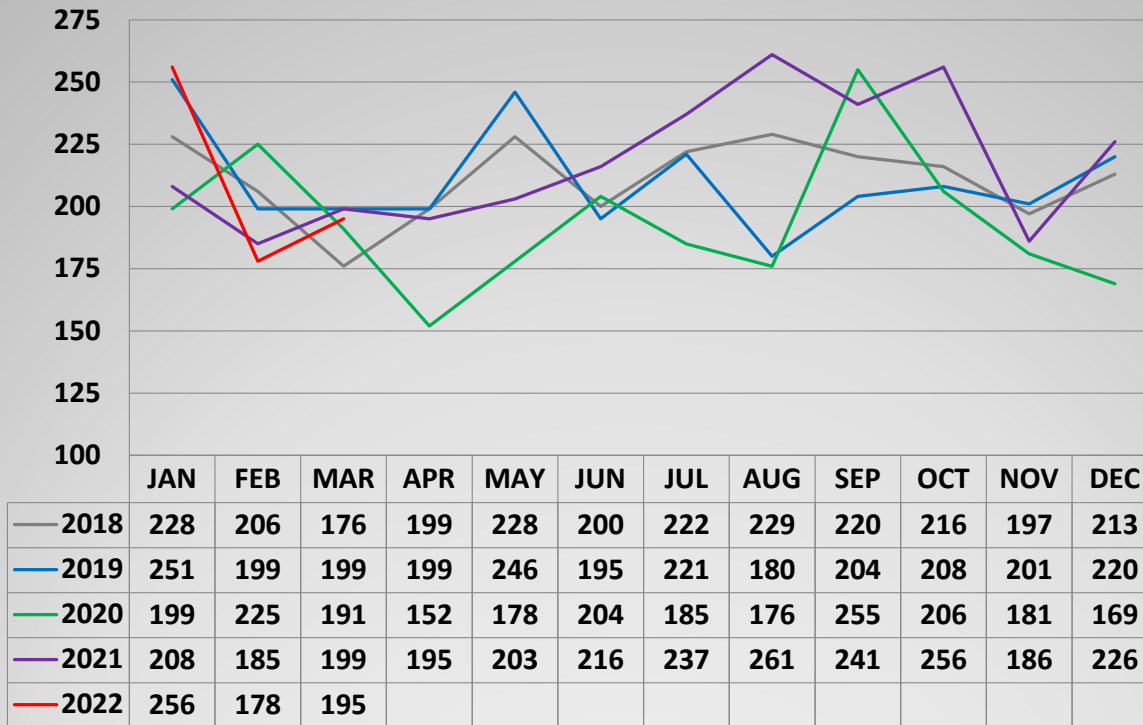
Follow up/Information

- Career firefighter hired on 2/1 is in fire portion of academy and is scheduled for first formal evaluation on 4/21
- Brush truck is delayed and now is scheduled to be delivered in mid May
- Week 6 of our Volunteer Fire Academy is nearly complete (11 recruits)
- Joint recruitment with most Zone 3 agencies for our next firefighter eligibility list (wafirecareers.org)
- Working on temporary office space for DC Hayman
- PSERN portable radios to be replaced by July
- I will be out of town next week and DC Hayman will be acting Fire Chief
- Quarterly Fire Marshal reports

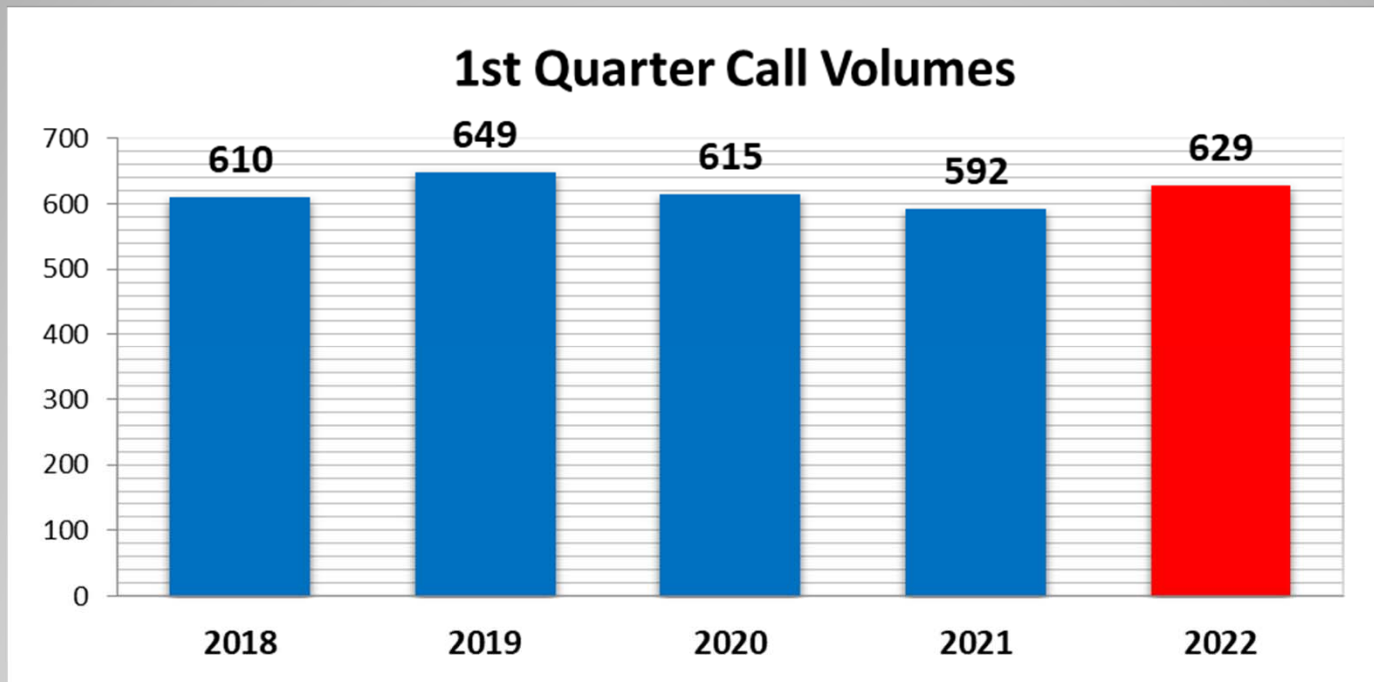


Call Volume

Monthly Call Volume Comparison

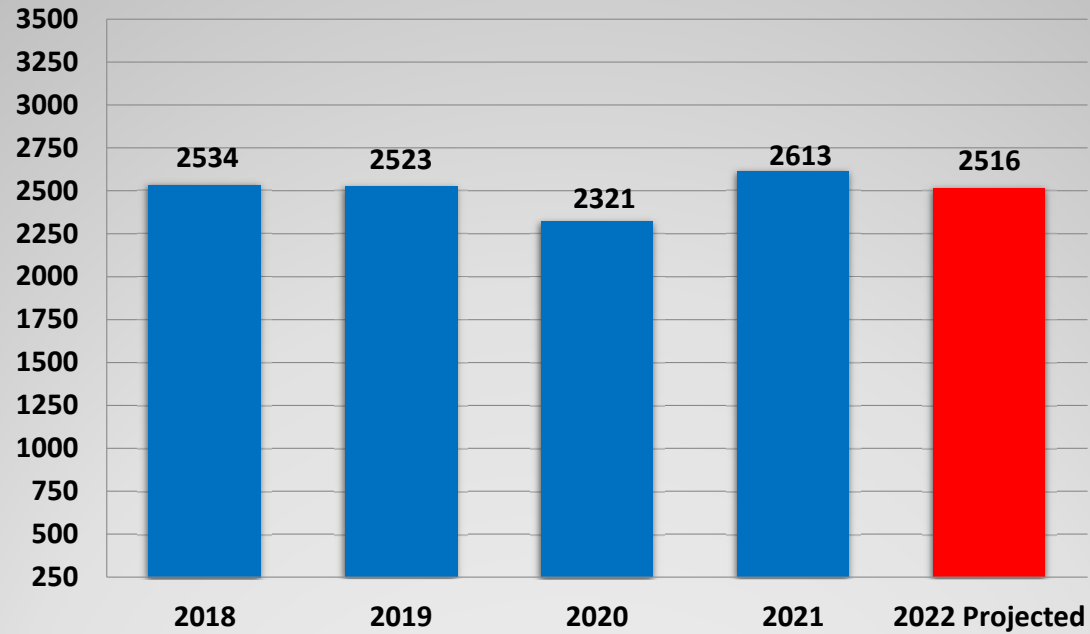


Call Volume Comparison



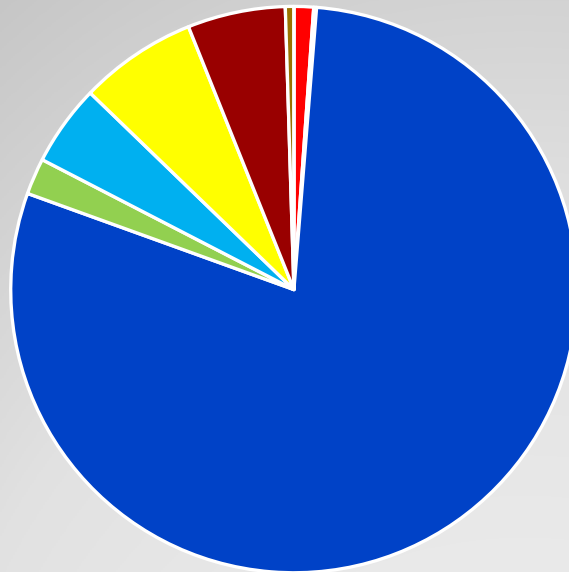
Call Volume Comparison

Annual Call Volume Totals



Call Volume Comparison

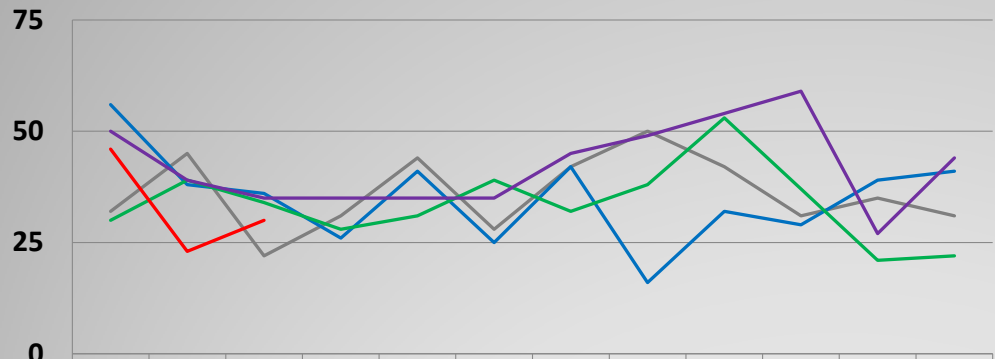
YTD Incident Types



- 100 - Fire 1.1%
- 200 - Explosion Pressure 0.2%
- 300 - EMS 79.2%
- 400 - HAZMAT 2.1%
- 500 - Service Call 4.6%
- 600 - Good Intent 6.7%
- 700 - False Alarm 5.6%
- 800 - Natural Disaster 0.5%
- 900 - Special Incident 0.0%

Call Volume Comparison

Monthly Concurrent Calls Comparison



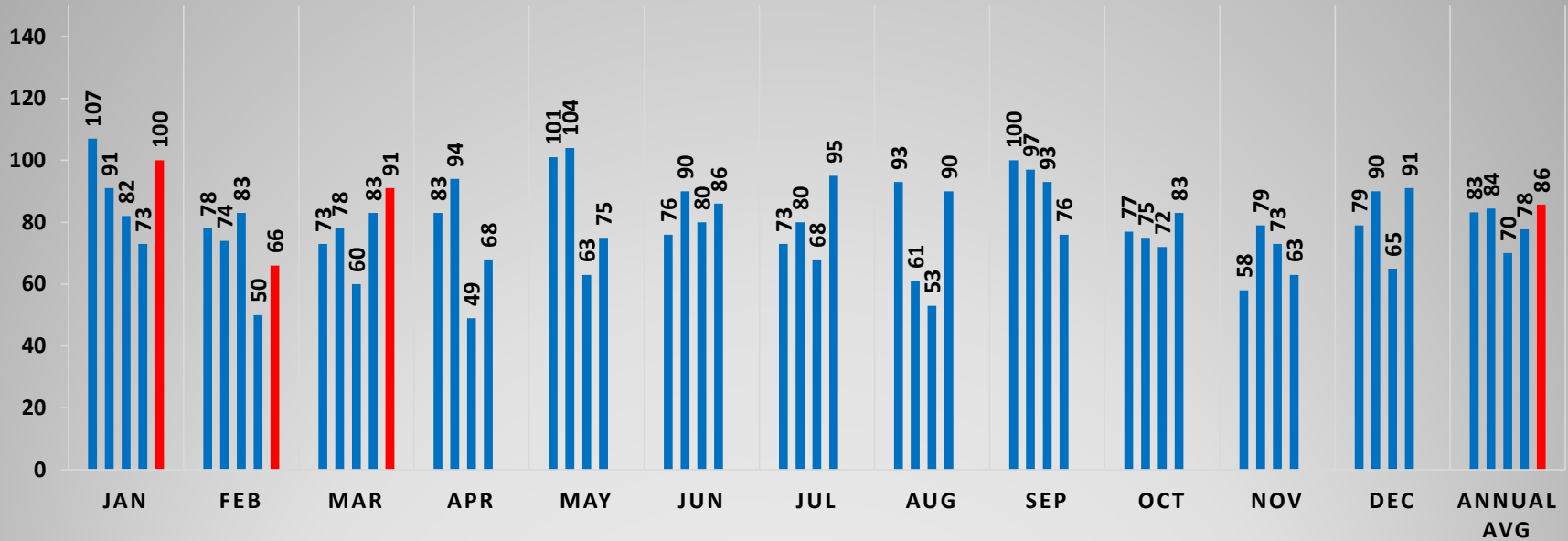
| | JAN | FEB | MAR | APR | MAY | JUN | JUL | AUG | SEP | OCT | NOV | DEC |
|--------|-----|-----|-----|-----|-----|-----|-----|-----|-----|-----|-----|-----|
| — 2018 | 32 | 45 | 22 | 31 | 44 | 28 | 42 | 50 | 42 | 31 | 35 | 31 |
| — 2019 | 56 | 38 | 36 | 26 | 41 | 25 | 42 | 16 | 32 | 29 | 39 | 41 |
| — 2020 | 30 | 39 | 34 | 28 | 31 | 39 | 32 | 38 | 53 | 37 | 21 | 22 |
| — 2021 | 50 | 39 | 35 | 35 | 35 | 35 | 45 | 49 | 54 | 59 | 27 | 44 |
| — 2022 | 46 | 23 | 30 | | | | | | | | | |

- 2018 Average/Month = 36
- 2019 Average/Month = 35
- 2020 Average/Month = 34
- 2021 Average/Month = 42
- 2022 Average/Month = 33

Call Volume Comparison

TRANSPORTS

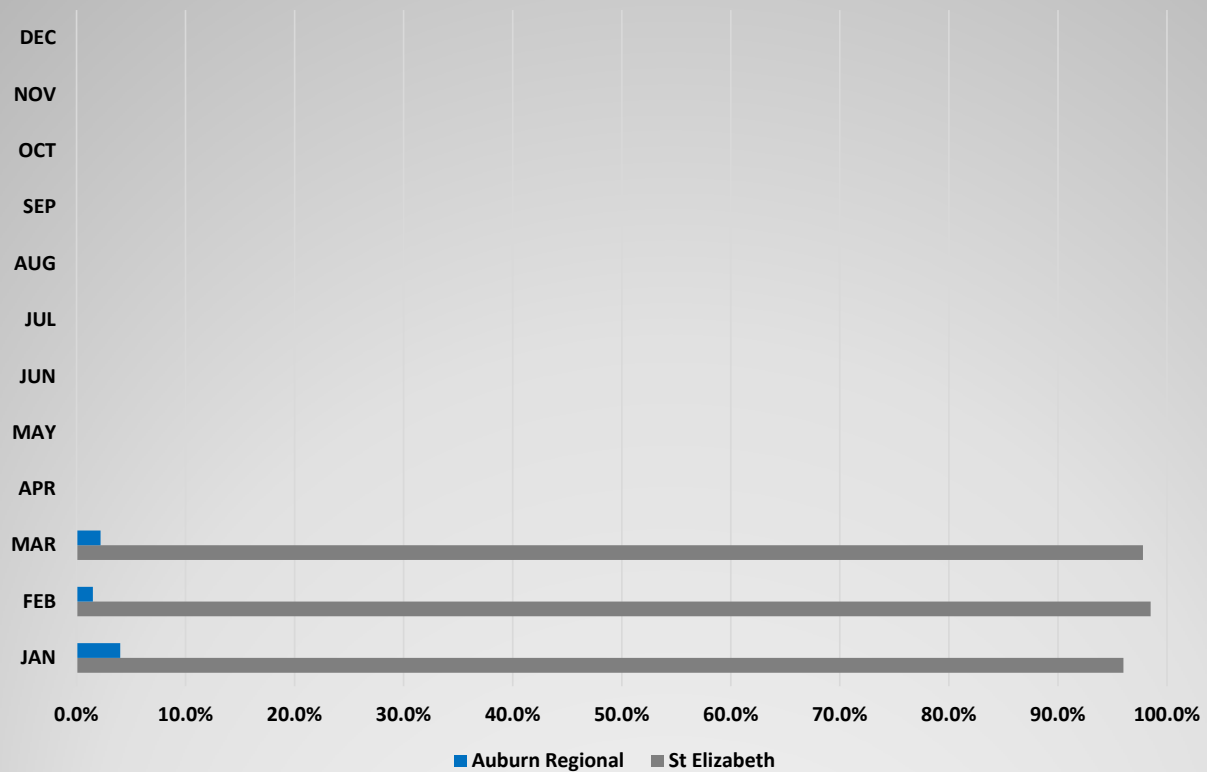
■ 2018 ■ 2019 ■ 2020 ■ 2021 ■ 2022



2018 Total Ambulance Transports = 998
 2019 Total Ambulance Transports = 1,013
 2020 Total Ambulance Transports = 841
 2021 Total Ambulance Transports = 933
 2022 Projected Ambulance Transports = 1,028

Transports

Transports by Destination (%)



Transports

FIRE MARSHAL'S QUARTERLY REPORT

INSPECTIONS

- 2022 Goal: Complete an inspection of all occupancies that require an inspection within the city
 - *Approximately 650 inspections annually*
- Approximately 130 inspections completed in 1st quarter
- 50 inspections completed so far in 2nd quarter
- KNOX Audit
- 90 Business licenses checked and approved
- Approximately 5-7 weekly citizen/crew code concerns addressed



TRAINING

- Training and certification completed for ICC “Certified Fire Marshal”
 - *Certification includes: Code compliance, Pub Ed, Legal, HR, Inspections, Budgeting, Management*
- Certification complete for ICC “Fire Code Specialist”
 - *Inspector 1, Inspector 2, Fire Plans Examiner, CFM*

OTHER

- Zone 3 chair for King County Fire Marshal's