

Enumclaw Fire Department
5-18-2022



Chief's Report

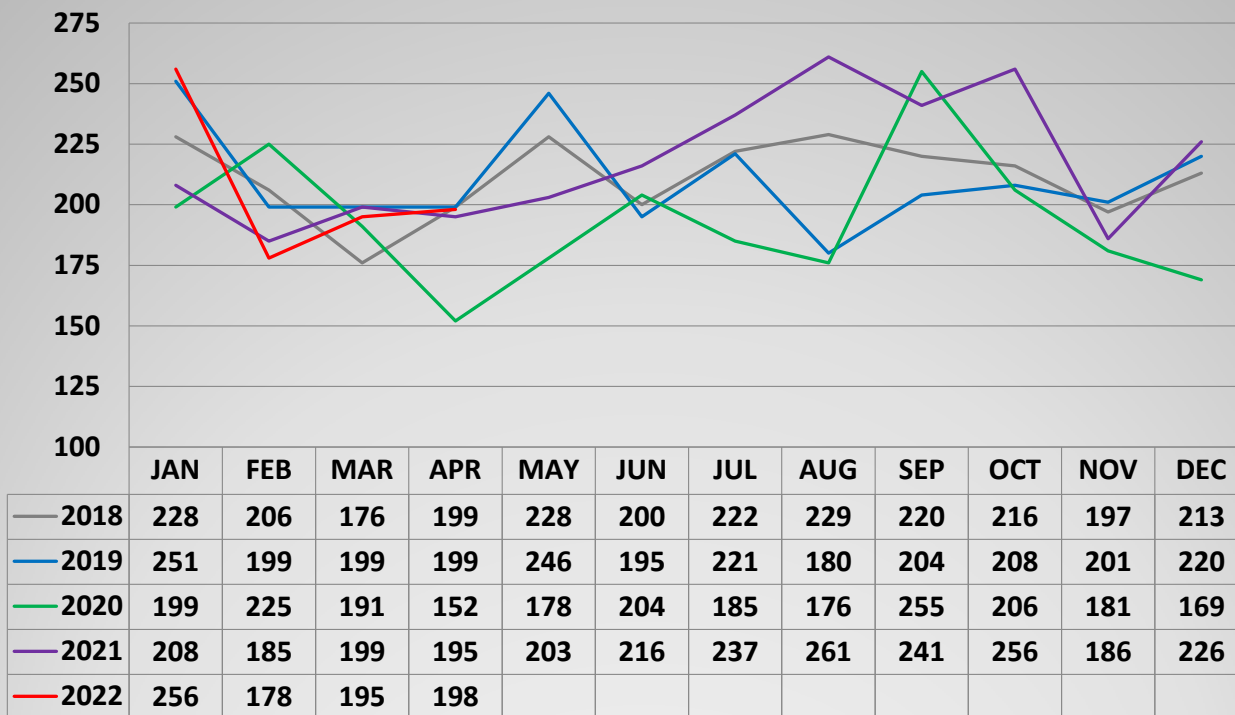
Follow up/Information

- Final inspection of Brush truck will occur in Spokane next month and will take delivery shortly after
- Week 11 of our Volunteer Fire Academy is nearly complete (11 recruits)
- Oral boards occurred 5/9-5/13 at the SKCFTC for establishment of entry level FF eligibility list
- Enumclaw Fire Department received \$26,948 from the fraudulent N95 mask purchase due to the efforts of the US DOJ
- Temporary office space for DC Hayman is complete
- We are investigating design options and verifying costs for the Station 41 remodel project
- I will be out of town next week and DC Hayman will be acting Fire Chief
- Have contacted KCSO regarding off-duty hire back of two Deputies at Station 42 on July 4th
- Recruit in career fire academy was dismissed due to not meeting academy and organizational expectations



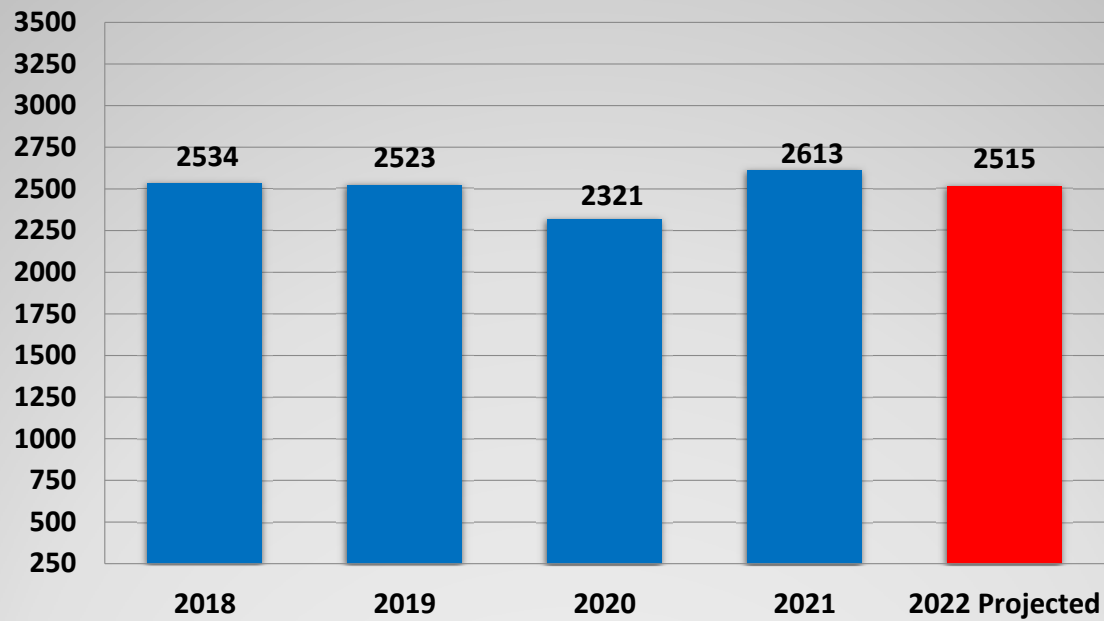
Call Volume

Monthly Call Volume Comparison



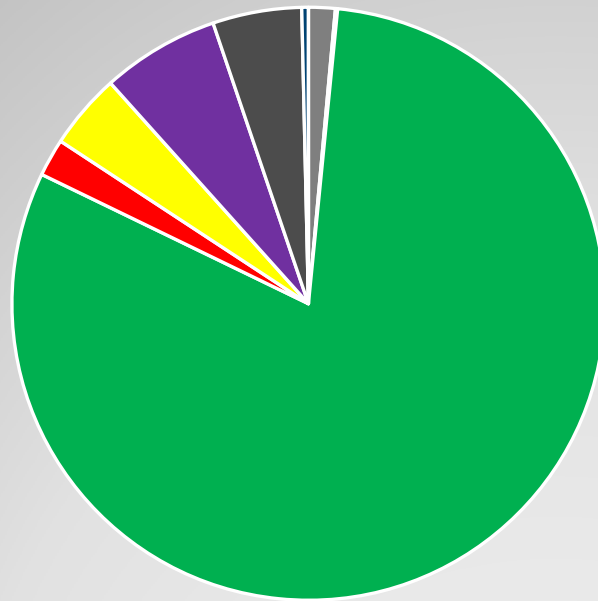
Call Volume Comparison

Annual Call Volume Totals



Call Volume Comparison

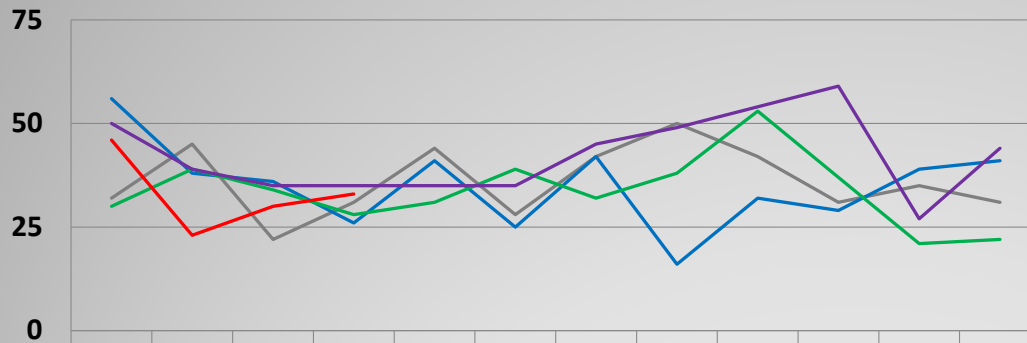
YTD Incident Types



- 100 - Fire 1.5%
- 200 - Explosion Pressure 0.1%
- 300 - EMS 80.6%
- 400 - HAZMAT 2.1%
- 500 - Service Call 4.1%
- 600 - Good Intent 6.4%
- 700 - False Alarm 4.8%
- 800 - Natural Disaster 0.4%
- 900 - Special Incident 0.0%

Call Volume Comparison

Monthly Concurrent Calls Comparison

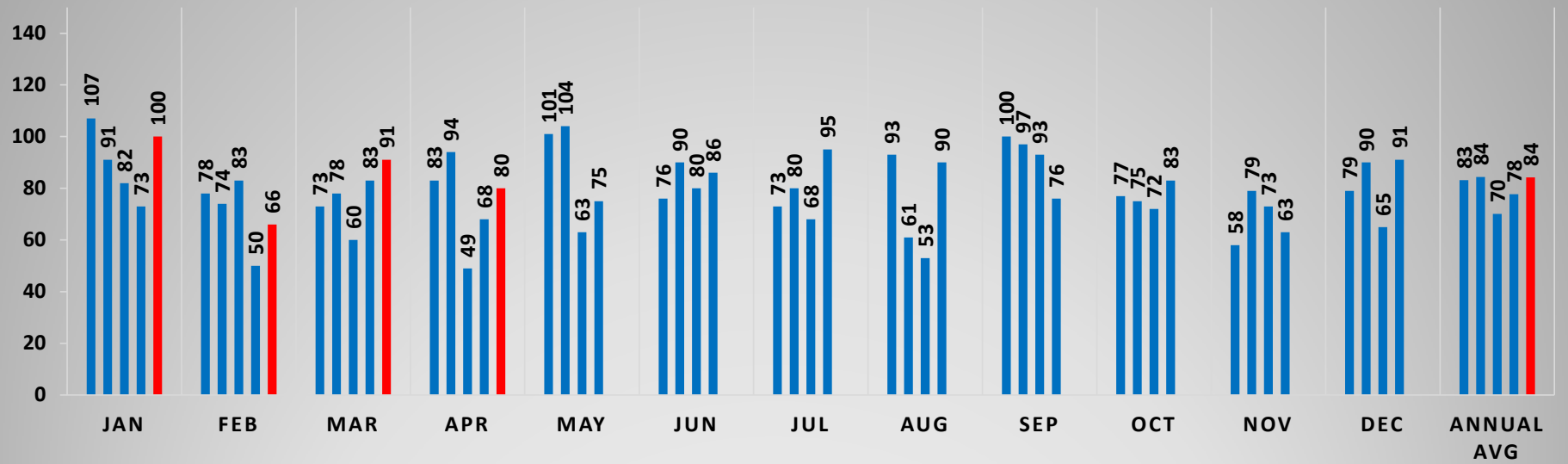


- 2018 Average/Month = 36
- 2019 Average/Month = 35
- 2020 Average/Month = 34
- 2021 Average/Month = 42
- 2022 Average/Month = 33

Call Volume Comparison

TRANSPORTS

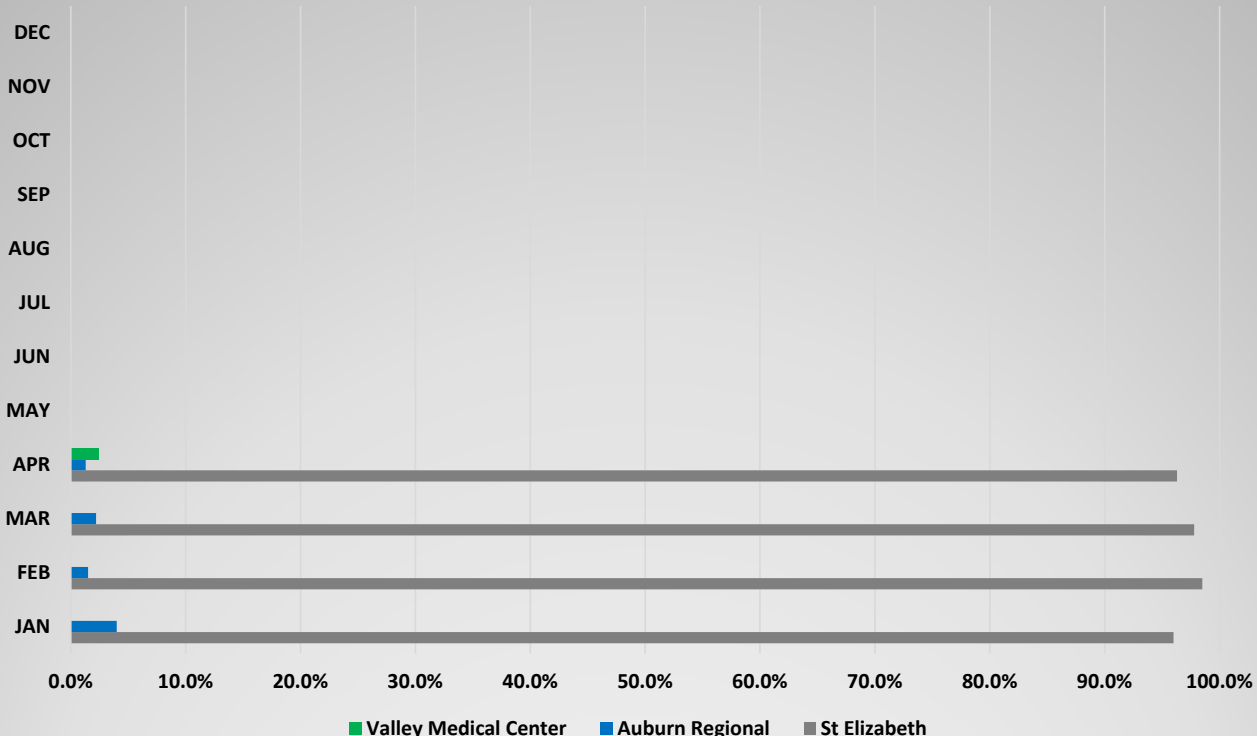
■ 2018 ■ 2019 ■ 2020 ■ 2021 ■ 2022



2018 Total Ambulance Transports = 998
 2019 Total Ambulance Transports = 1,013
 2020 Total Ambulance Transports = 841
 2021 Total Ambulance Transports = 933
 2022 Projected Ambulance Transports = 1,025

Transports

Transports by Destination (%)



Transports